

Utilizing the SmartSensor Usage Page



Vitalacy Specialist
a few seconds ago

As an administrator at your facility, there are many reasons why you may need to know who is wearing a SmartSensor. By monitoring device usage and history, you can ensure that staff members are taking part in a vital portion of the patient care journey. Using the following steps, you can see how long a staff member has worn a SmartSensor, how often they check a device out, and their compliance score:

Step 1:

Logging in and finding the 'SmartSensor Usage' tab

Once you are logged in, you'll want to click on the dropdown option (☰) then scroll down toward the bottom of the list and click on 'SmartSensor Usage.'

The screenshot displays the 'Analytics' dashboard. On the left, the 'Performance Overview' menu is expanded, and 'SmartSensor Usage' is selected. The main content area shows the 'Performance Overview' section with filters for 'Demo Organizat... +30', 'Profession', and 'Location'. Below the filters, there are two summary cards: 'Compliance' showing 'Total' and 'Average' as '--', and 'Wash Duration Average' also showing '--'. At the bottom, there is a 'Compliance Trend' chart with a y-axis ranging from 80% to 100%.

Step 2:

Who is using a SmartSensor


Now that you're on the 'SmartSensor Usage' page, there are a few different ways that you can utilize this information. This step will cover how to see who has a SmartSensor checked out.

First, you'll want to make sure that you have the correct unit selected by clicking the dropdown arrow with the organization icon (👤). Once you have selected the unit you need, you will be able to see everyone who has

used a SmartSensor in the date range selected.

To change the date range, click on the calendar () near the top right of the page.




Pro Tip: If you are looking for a specific person, you can search their name using the search bar at the top of the page (). This will allow you to only see this person's usage and history.

Step 3:


SmartSensor Usage

Now that you have your date range selected, you can see the total amount of time a staff member has used their SmartSensor within that time frame. You will also be able to see how many bed visits and hand hygiene events a staff member collected during the date range selected. This information is helpful in understanding staff compliance scores as it breaks down the two biggest contributing factors to overall compliance.

Pro Tip: If you select the ( Live) option toward the top right of the page, you will be able to see every staff member who currently has a SmartSensor checked out. This information updates in real-time and can be utilized to ensure all staff members are participating in hand hygiene.

Step 4:

SmartSensor Device History

The last bit of information on this page is the 'Device History' option. This information allows you to see which devices a staff member has checked out in a certain date range. To access this, click on the three dots at the far right of a staff members name (), then click on 'History.'

SmartSensor Usage

Name	Organization	Profession	Date	Bed Visits	Total Wash Count	Device Code	Usage	Average Wash
DT Denaja Tyler	Jewish Hospital 8 Tower	Care Assistant	9:45 pm Mar 21st 2024	13	11	8364	2 hr, 14 min	N/A
TS Tania Sanchez Estrada	Jewish Hospital Float Pool	Patient Care Assistant	8:50 pm Mar 21st 2024	18	3	5682	3 hr, 9 min, 34 sec	N/A
SR Shiela Raterta	Jewish Hospital 8 H&L	RN	7:47 pm Mar 21st 2024	39	51	7510	4 hr, 12 min, 37 sec	N/A
AB Angelica Bathan	Jewish Hospital 3 East	Registered Nurse	6:40 pm Mar 21st 2024	38	16	7099	5 hr, 19 min, 18 sec	N/A
MS Melissa Gines	Jewish Hospital 3 East	Registered Nurse	6:40 pm Mar 21st 2024	34	4	6225	5 hr, 19 min, 35 sec	N/A
TN Tashell Neal	Jewish Hospital Respiratory Therapy	Respiratory Therapist	5:13 pm Mar 21st 2024	5	N/A	7552	20 min, 10 sec	N/A
PC Raffy Cruz	Jewish Hospital 5 East	Patient Care Assistant	3:19 pm Mar 21st 2024	25	9	0468	2 hr, 54 min, 57 sec	N/A
TW Tim Whitelock	Mary & Elisabeth Transport	Transporter	2:57 pm Mar 21st 2024	10	10	4475	6 hr, 54 min, 26 sec	N/A
CS Cynthia Benock	Mary & Elisabeth PT/OT/Speech	Physical Therapist	1:44 pm Mar 21st 2024	N/A	1	0640	Less than a minute	N/A
TM Ted Williams	Jewish Hospital Rehab Therapy	Physical Therapist II	1:14 pm Mar 21st 2024	4	10	9010	3 hr, 56 min, 8 sec	N/A

⋮
% Compliance
📄 History

From there, you can see every device that staff member has checked out, when they checked it out, and from which kiosk it was checked out. This information can be helpful if you have any lost devices.

Device History



Device	Time	Assigned By
5682	03/21/24 8:50 pm	UofL Jewish 8 Tower Kiosk iPad (9/8/...
5197	03/11/24 9:46 pm	UofL Jewish 8 Tower Kiosk iPad (9/8/...
6553	03/10/24 7:57 pm	UofL Jewish 8 Tower Kiosk iPad (9/8/...
0086	03/03/24 10:01 pm	UofL Jewish 8 Tower Kiosk iPad (9/8/...
6287	02/20/24 7:19 pm	UofL Jewish 8 Tower Kiosk iPad (9/8/...

Previous Next showing 1 to 5 of 131 entries

Contact Support

For continued help and support, please contact us at help@vitalacy.com 😊