

Staff Rounding Report



Desiree Garcia
12 days ago Updated

Unfollow

The Vitalacy Staff Rounding Report allows admins and managers to examine how often and how much time a caregiver spends with a patient or in a patient area. Make sure caregivers are not being overextended by improving resource management and staff scheduling. Make sure patients are receiving quality care with proper rounding and attention.

To use the Staff Rounding Report:

- From app.vitalacy.com, click on the menu button in the top left corner next to the title page
- Then select “Staff Rounding”

Analytics

- OVERVIEW
- Performance
- Dispensers
- User
- REPORTS
- Compliance
- Hand Wash
- Dispenser Activity
- Staff Rounding**
- User Performance
- Workflow
- SmartBand Usage
- MISC
- Data Exports
- Server Logs

Staff Rounding Report

Grey Sloan Memorial H... ▾ Users ▾ Search...

Name	Profession	Average Time With Patient	Total
SW User 1	Care Management RN	2 minutes, 36 seconds	1 ho
JL User 2	Nurse Practitioner	42 minutes, 55 seconds	9 ho
CH User 3	CNA	5 minutes, 44 seconds	7 ho
KA User 4	Physician	4 minutes, 54 seconds	5 ho
AP User 5	Registered Nurse	2 minutes, 18 seconds	48 rr
AG User 6	Inpatient Clinical	9 minutes, 8 seconds	18 rr
AH User 7	Registered Nurse	6 minutes, 39 seconds	6 ho
CB User 8	Registered Nurse	5 minutes, 32 seconds	4 ho
CG User 9	Registered Nurse	7 minutes, 34 seconds	3 ho
CH User 10	Unit Secretary	1 minute, 37 seconds	1 ho
CH User 11	Registered Nurse	5 minutes, 38 seconds	9 ho
DW User 12	Registered Nurse	4 minutes, 1 second	20 rr
ER User 13	Registered Nurse	4 minutes, 21 seconds	1 ho

- Once on the page, on the left dropdown, you can choose which Unit to view by either typing in the unit name or scrolling through the available Units.

Staff Rounding Report

Grey Sloan Memorial H... ^ Users v Search...

Search...

Grey Sloan Memorial Hospital

- Med/Serg/ICU/Labor
- SW Emergency Department

			Average Time With Patient	Total Time With Patients
			2 minutes, 36 seconds	1 hour, 3 minutes
			42 minutes, 55 seconds	9 hours, 18 minutes
			5 minutes, 44 seconds	7 hours, 33 minutes
KA	User 4	Physician	4 minutes, 54 seconds	5 hours, 29 minutes
AP	User 5	Registered Nurse	2 minutes, 18 seconds	48 minutes, 25 seconds
AG	User 6	Inpatient Clinical	9 minutes, 8 seconds	18 minutes, 17 seconds
AH	User 7	Registered Nurse	6 minutes, 39 seconds	6 hours, 25 minutes
CB	User 8	Registered Nurse	5 minutes, 32 seconds	4 hours, 59 minutes
CG	User 9	Registered Nurse	7 minutes, 34 seconds	3 hours, 47 minutes
CH	User 10	Unit Secretary	1 minute, 37 seconds	1 hour, 10 minutes
CH	User 11	Registered Nurse	5 minutes, 38 seconds	9 hours, 57 minutes
DW	User 12	Registered Nurse	4 minutes, 1 second	20 minutes, 5 seconds
ER	User 13	Registered Nurse	4 minutes, 21 seconds	1 hour, 53 minutes

- The next dropdown allows you to choose whether you want to pull the report per room/bed or by user.

Staff Rounding Report

Grey Sloan Memorial H... v Beds ^ Search...

Users v Beds

Bed Name	Average Time at Bed	Total Time at Bed
ER Room 3	5 minutes, 44 seconds	5 hours, 4 minutes
ER Room 2	17 minutes, 58 seconds	18 hours, 34 minutes
Med/Surg Room 1244	4 minutes, 35 seconds	5 hours, 54 minutes
Med/Surg Room 1211	7 minutes, 40 seconds	5 hours, 37 minutes
ER Room 1	6 minutes, 6 seconds	7 hours, 56 minutes
Med/Surg Room 1215	5 minutes, 43 seconds	8 hours
ICU Room 1226	2 minutes, 42 seconds	1 hour, 23 minutes
Labor Room 1207	6 minutes, 9 seconds	13 hours, 14 minutes
Med/Surg Room 1213	4 minutes, 10 seconds	3 hours, 24 minutes

- You can also use the "Search Field" to type in the specific user or bed name to make your search quicker.

Staff Rounding Report

Grey Sloan Memorial H... Users

Name	Profession	Average Time With Patient
SW User 1	Care Management RN	1 minute, 49 seconds
AP User 2	Registered Nurse	2 minutes, 54 seconds
AG User 3	Inpatient Clinical	7 minutes, 42 seconds
CH User 4	Unit Secretary	4 minutes, 42 seconds
KL User 5	Registered Nurse	8 minutes, 30 seconds
RD User 6	Physician	9 seconds
TS User 7	Registered Nurse	6 minutes, 12 seconds
JS User 8	Registered Nurse	3 minutes, 58 seconds

Previous Next showing 1 to 8 of 8 entries

- Similar to the other pages, you have the ability to choose a specific date range or use preset date ranges to display the data you are looking for.

Staff Rounding Report

Grey Sloan Memorial H... Users

Name	Profession	Average Time With Patient	Total Time With Patients
SW User 1	Care Management RN	1 minute, 49 seconds	10 minutes, 52 seconds
AP User 2	Registered Nurse	2 minutes, 54 seconds	23 minutes, 10 seconds
AG User 3	Inpatient Clinical	7 minutes, 42 seconds	30 minutes, 50 seconds
CH User 4	Unit Secretary	4 minutes, 42 seconds	14 minutes, 5 seconds
KL User 5	Registered Nurse	8 minutes, 30 seconds	4 hours, 32 minutes
RD User 6	Physician	9 seconds	53 seconds
TS User 7	Registered Nurse	6 minutes, 12 seconds	2 hours, 35 minutes
JS User 8	Registered Nurse	3 minutes, 58 seconds	4 hours, 26 minutes

Previous Next showing 1 to 8 of 8 entries

10/12/2021 - 11/22/2021

< **October 2021** **November 2021** >

Su	Mo	Tu	We	Th	Fr	Sa	Su	Mo	Tu	We	Th	Fr	Sa
					1	2	1	2	3	4	5	6	
3	4	5	6	7	8	9	7	8	9	10	11	12	13
10	11	12	13	14	15	16	14	15	16	17	18	19	20
17	18	19	20	21	22	23	21	22	23	24	25	26	27
24	25	26	27	28	29	30	28	29	30				
31													

today yesterday last week last month last year

- Now that you have chosen all your desired parameters, you will see either a list of beds/rooms or users.
- When you click on the “Details” button, a detailed list of events will appear.

Staff Rounding Report

Grey Sloan Memorial H... Users Search... 10/12/2021 - 11/22/2021

Name	Profession	Average Time With Patient	Total Time With Patients	Unique Bed Visits	Total Bed Visits	
SW User 1	Care Management RN	1 minute, 49 seconds	10 minutes, 52 seconds	5	6	Details
AP User 2	Registered Nurse	2 minutes, 54 seconds	23 minutes, 10 seconds	2	8	Details
AG User 3	Inpatient Clinical	7 minutes, 42 seconds	30 minutes, 50 seconds	3	4	Details
CH User 4	Unit Secretary	4 minutes, 42 seconds	14 minutes, 5 seconds	3	3	Details
KL User 5	Registered Nurse	8 minutes, 30 seconds	4 hours, 32 minutes	7	32	Details
RD User 6	Physician	9 seconds	53 seconds	2	6	Details
TS User 7	Registered Nurse	6 minutes, 12 seconds	2 hours, 35 minutes	2	25	Details
JS User 8	Registered Nurse	3 minutes, 58 seconds	4 hours, 26 minutes	8	67	Details

(Report by User)

Staff Rounding Report

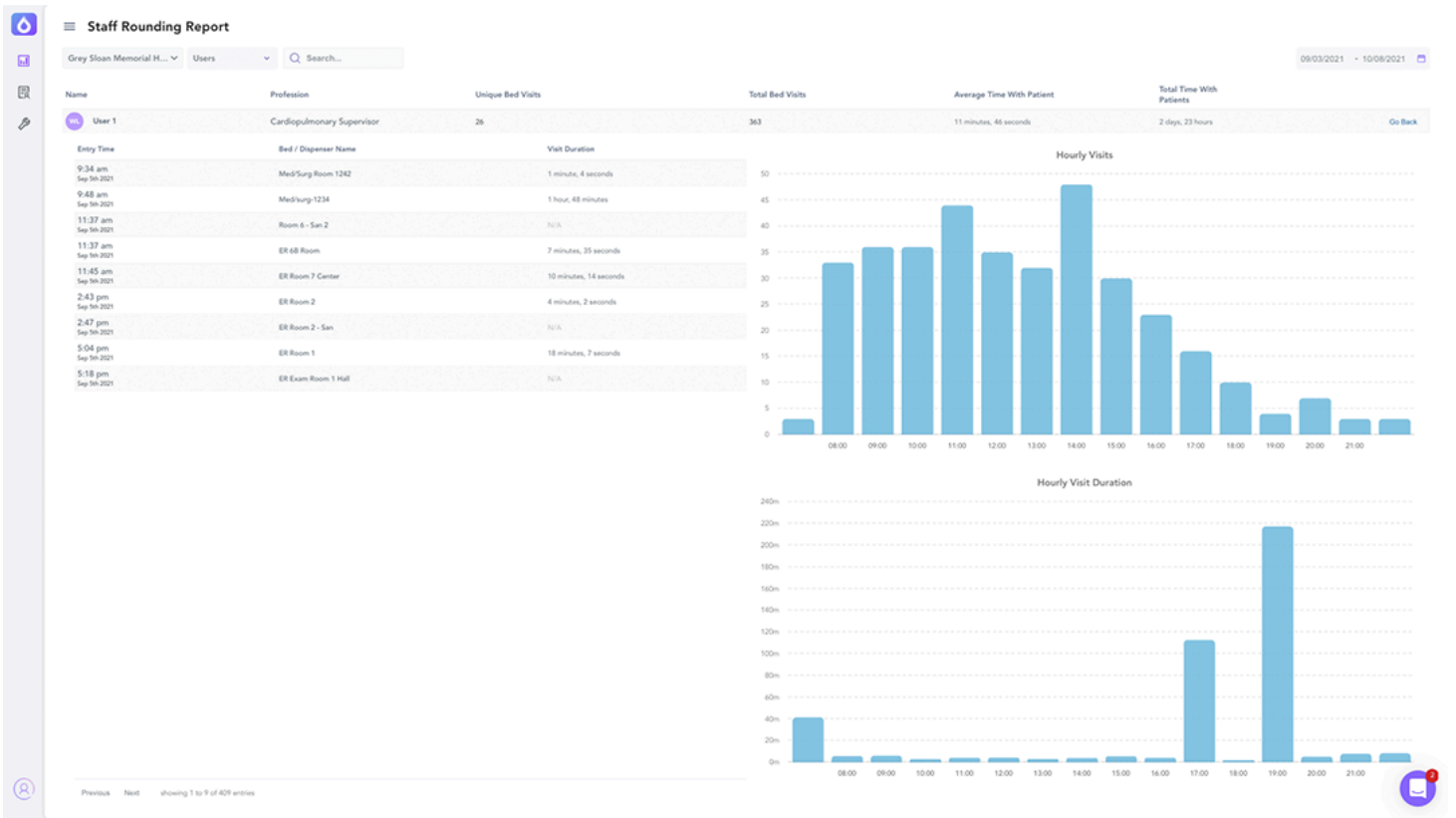
Grey Sloan Memorial H... Beds Search... 09/03/2021 - 10/08/2021

Bed Name	Average Time at Bed	Total Time at Bed	Unique Staff Visits	Total Staff Visits	
ER Room 3	8 minutes, 42 seconds	1 day, 8 hours	27	220	Details
ER Room 2	10 minutes, 52 seconds	2 days, 8 hours	24	310	Details
Med/Surg Room 1244	8 minutes, 10 seconds	2 days, 10 hours	40	425	Details
Med/Surg Room 1211	6 minutes, 52 seconds	1 day, 9 hours	27	289	Details
ER Room 1	6 minutes, 14 seconds	2 days, 1 hour	30	469	Details
Med/Surg Room 1215	12 minutes, 20 seconds	4 days, 4 hours	43	487	Details
ICU Room 1226	5 minutes	1 day, 11 hours	30	424	Details
Labor Room 1207	8 minutes, 22 seconds	2 days, 15 hours	14	455	Details
Med/Surg Room 1213	5 minutes, 36 seconds	1 day, 7 hours	35	334	Details
Labor Room 1205	6 minutes, 32 seconds	1 day, 20 hours	15	403	Details
Med/Surg Room 1232	13 minutes, 30 seconds	6 days, 2 hours	41	648	Details
Med/Surg Room 1238	4 minutes, 14 seconds	2 days, 7 hours	41	779	Details
Med/Surg Room 1217	5 minutes, 24 seconds	1 day, 22 hours	39	514	Details
ER 4Real Room	18 minutes, 56 seconds	5 days, 14 hours	30	425	Details
Med/Surg Room 1242	7 minutes, 13 seconds	2 days, 18 hours	41	545	Details

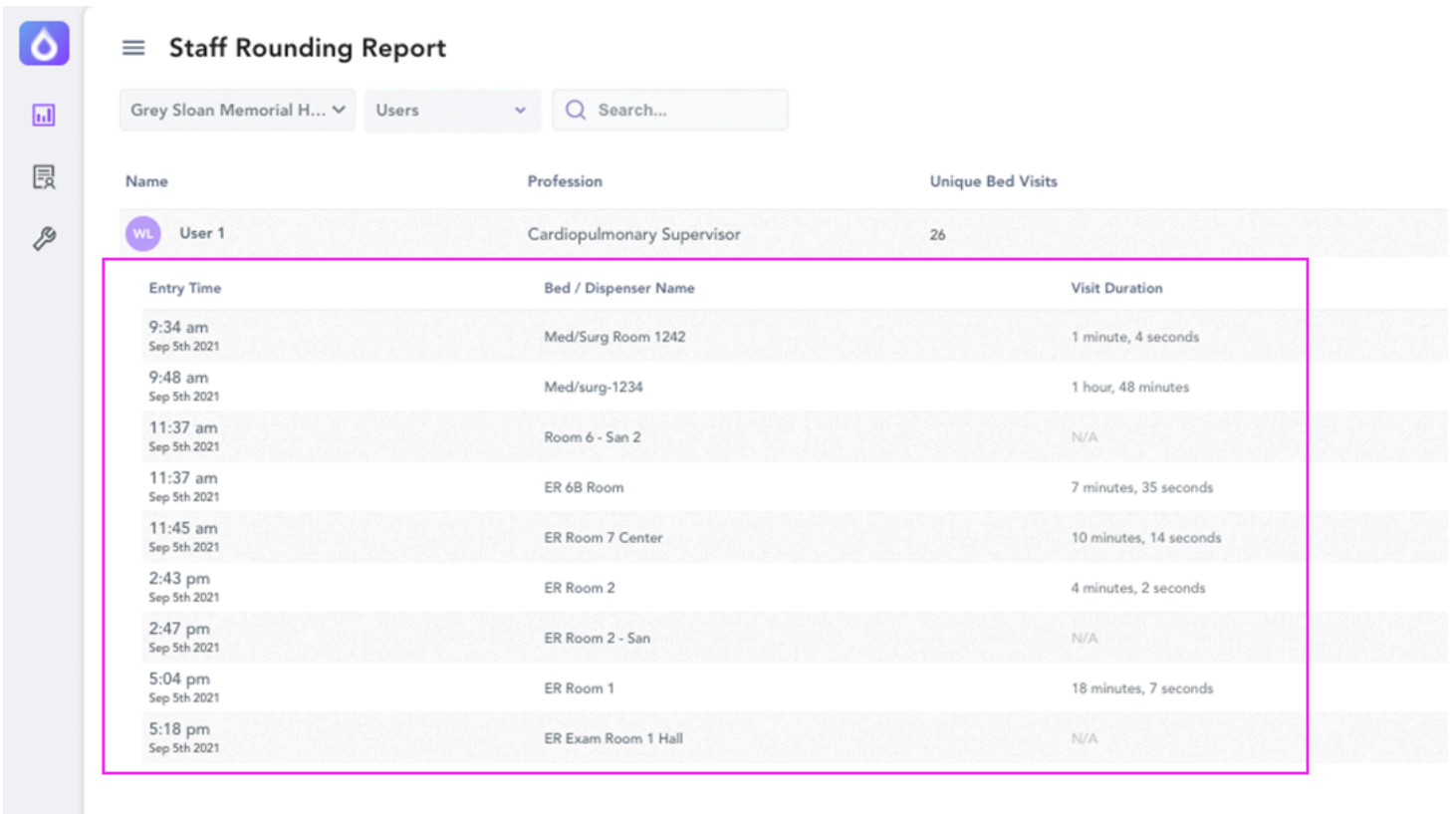
Previous Next showing 1 to 15 of 29 entries

(Report by Beds)

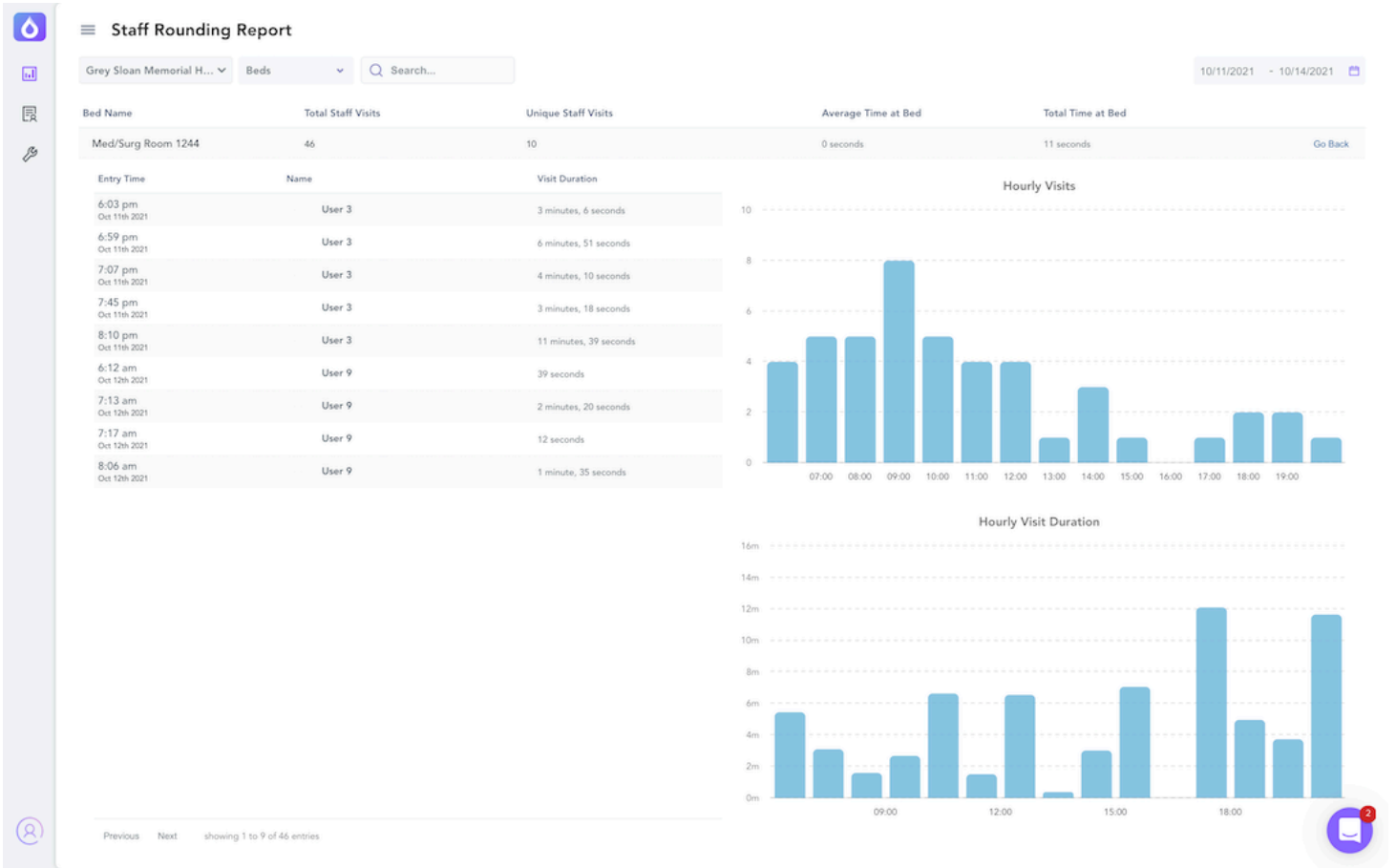
- If you choose the details for a user, you can see which beds the user has visited and for how long.



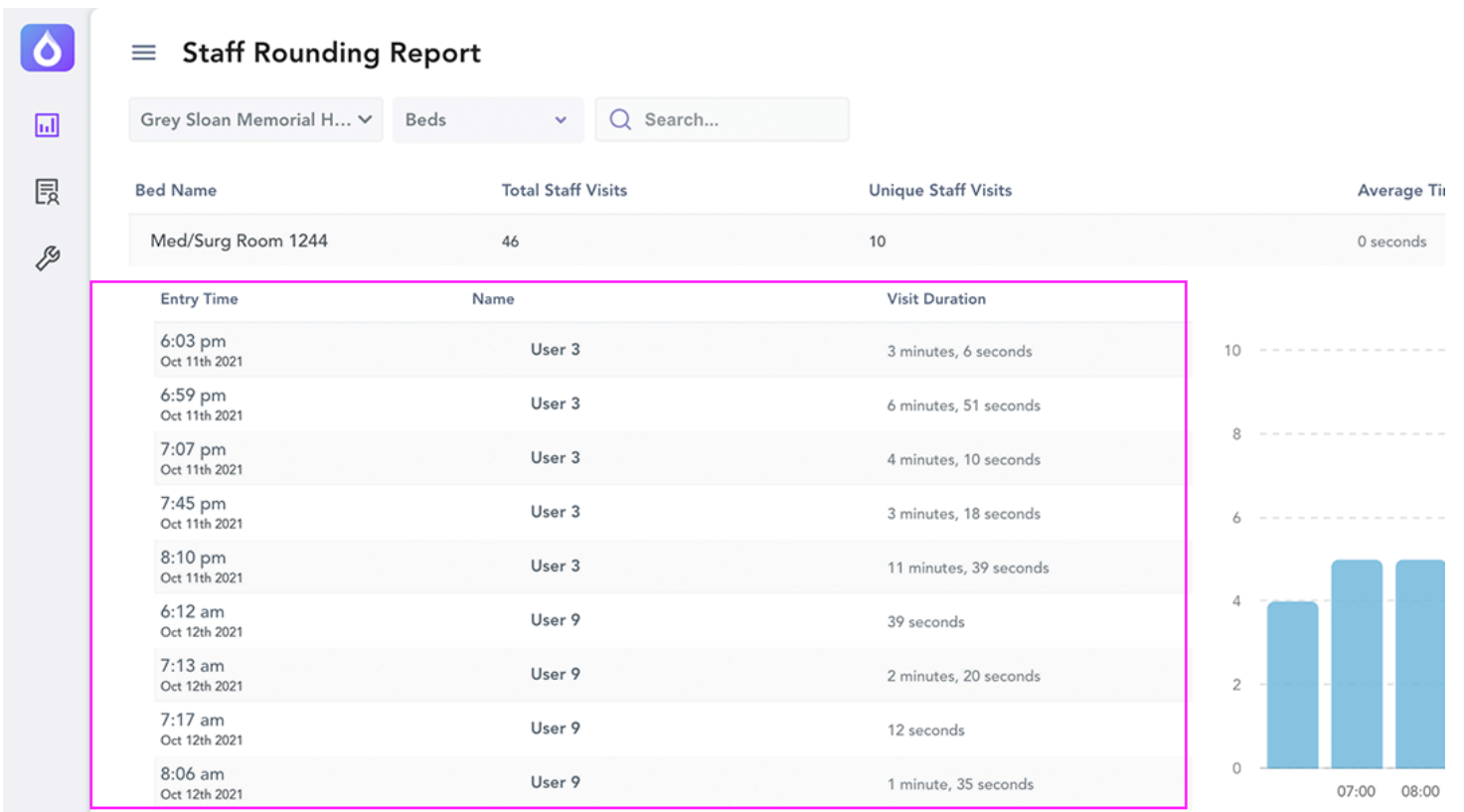
- You will notice 3 columns of data if you choose to view by user: Entry Time, Bed Name, and Visit Duration.







- If you choose the details for a bed, you can see which users visited the bed at which times and for how long.



- If you choose to view by bed, you will see 3 columns: Entry Time, Name, and Visit Duration.



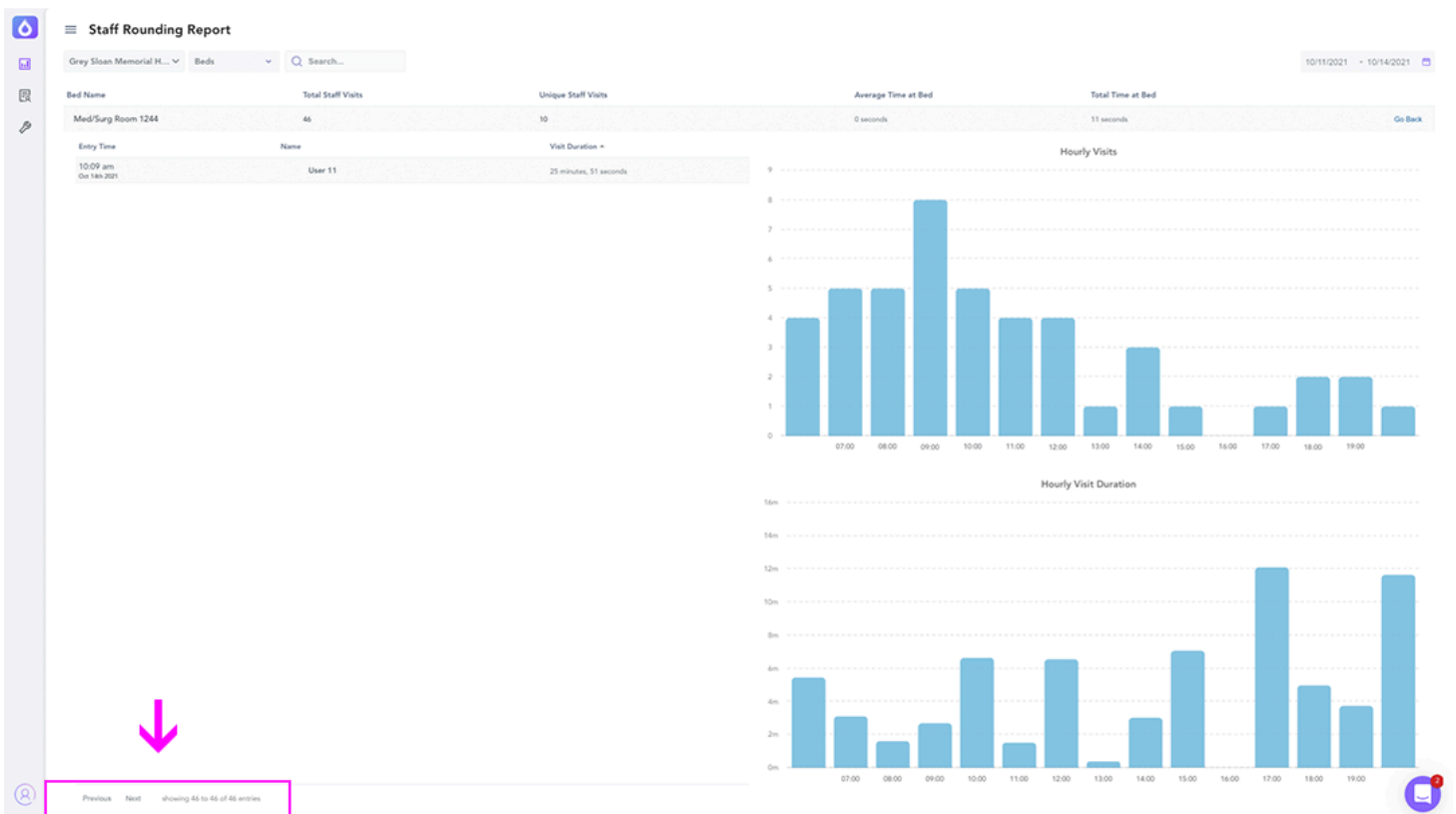
- You can sort by the columns by clicking the column headers.

Entry Time [▲]	Name	Visit Duration
6:03 pm Oct 11th 2021	 User 8	3 minutes, 6 seconds
6:59 pm Oct 11th 2021	User 8	6 minutes, 51 seconds
7:07 pm Oct 11th 2021	 User 8	4 minutes, 10 seconds
7:45 pm Oct 11th 2021	User 8	3 minutes, 18 seconds
8:10 pm Oct 11th 2021	 User 8	11 minutes, 39 seconds
6:12 am Oct 12th 2021	User 3	39 seconds
7:13 am Oct 12th 2021	 User 3	2 minutes, 20 seconds
7:17 am Oct 12th 2021	User 3	12 seconds
8:06 am Oct 12th 2021	 User 3	1 minute, 35 seconds

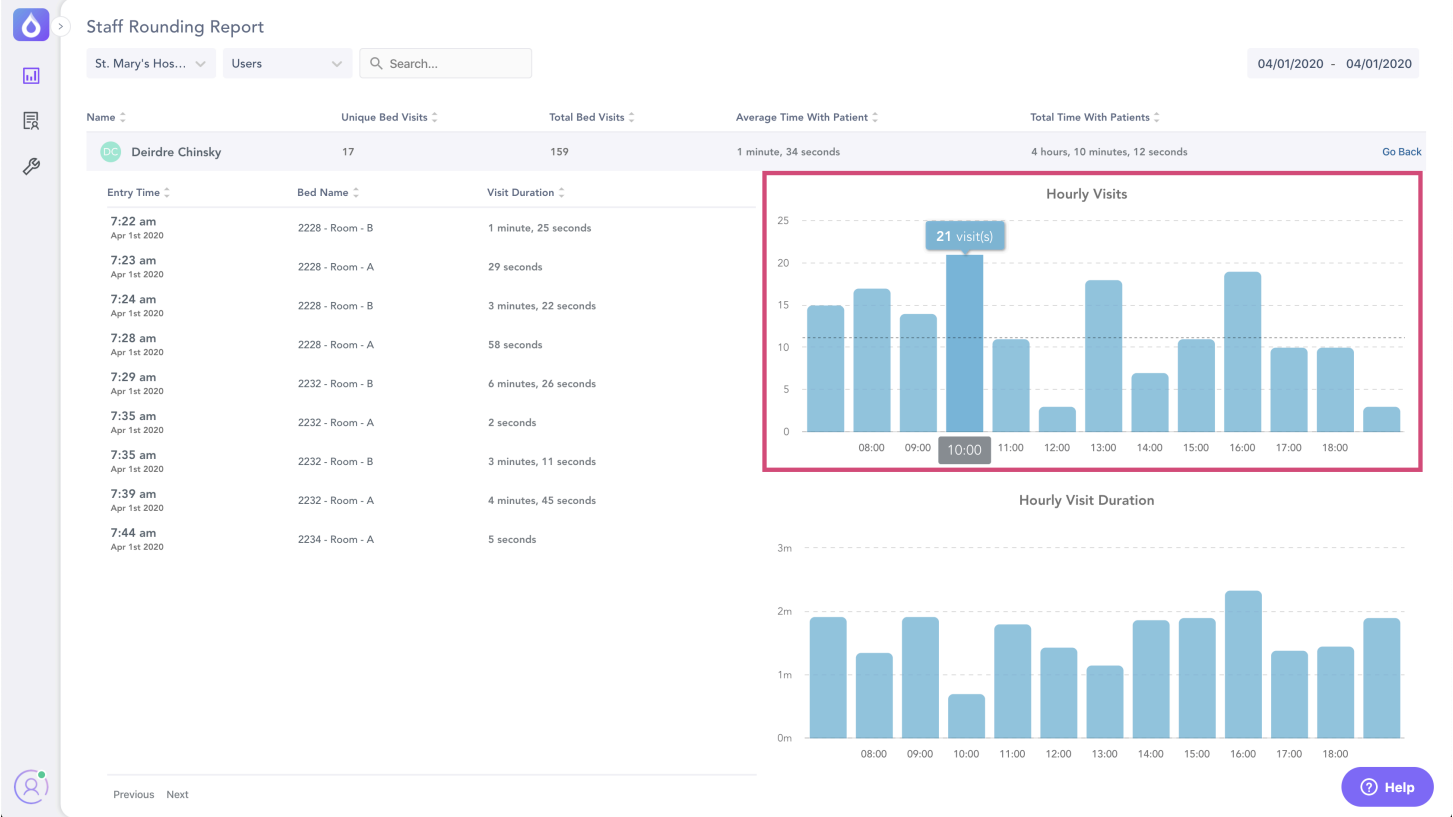
Entry Time	Name [▼]	Visit Duration
10:09 am Oct 14th 2021	User 5	25 minutes, 51 seconds
9:37 am Oct 13th 2021	User 9	26 seconds
8:51 am Oct 13th 2021	User 9	45 seconds
7:41 am Oct 13th 2021	User 9	10 seconds
7:20 am Oct 13th 2021	User 9	9 minutes, 30 seconds
7:08 am Oct 13th 2021	User 9	3 minutes, 20 seconds
6:55 am Oct 13th 2021	User 9	6 minutes, 42 seconds
6:12 am Oct 13th 2021	User 9	6 minutes, 28 seconds
9:19 am Oct 12th 2021	User 7	7 minutes, 6 seconds

Entry Time	Name	Visit Duration ^
7:41 am Oct 13th 2021	User 9	10 seconds
8:48 am Oct 12th 2021	User 4	11 seconds
7:17 am Oct 12th 2021	User 4	12 seconds
10:08 am Oct 14th 2021	User 1	16 seconds
12:02 pm Oct 12th 2021	User 7	17 seconds
11:49 am Oct 13th 2021	User 5	17 seconds
1:18 pm Oct 12th 2021	User 2	23 seconds
12:33 pm Oct 12th 2021	User 2	24 seconds
9:37 am Oct 13th 2021	User 8	26 seconds

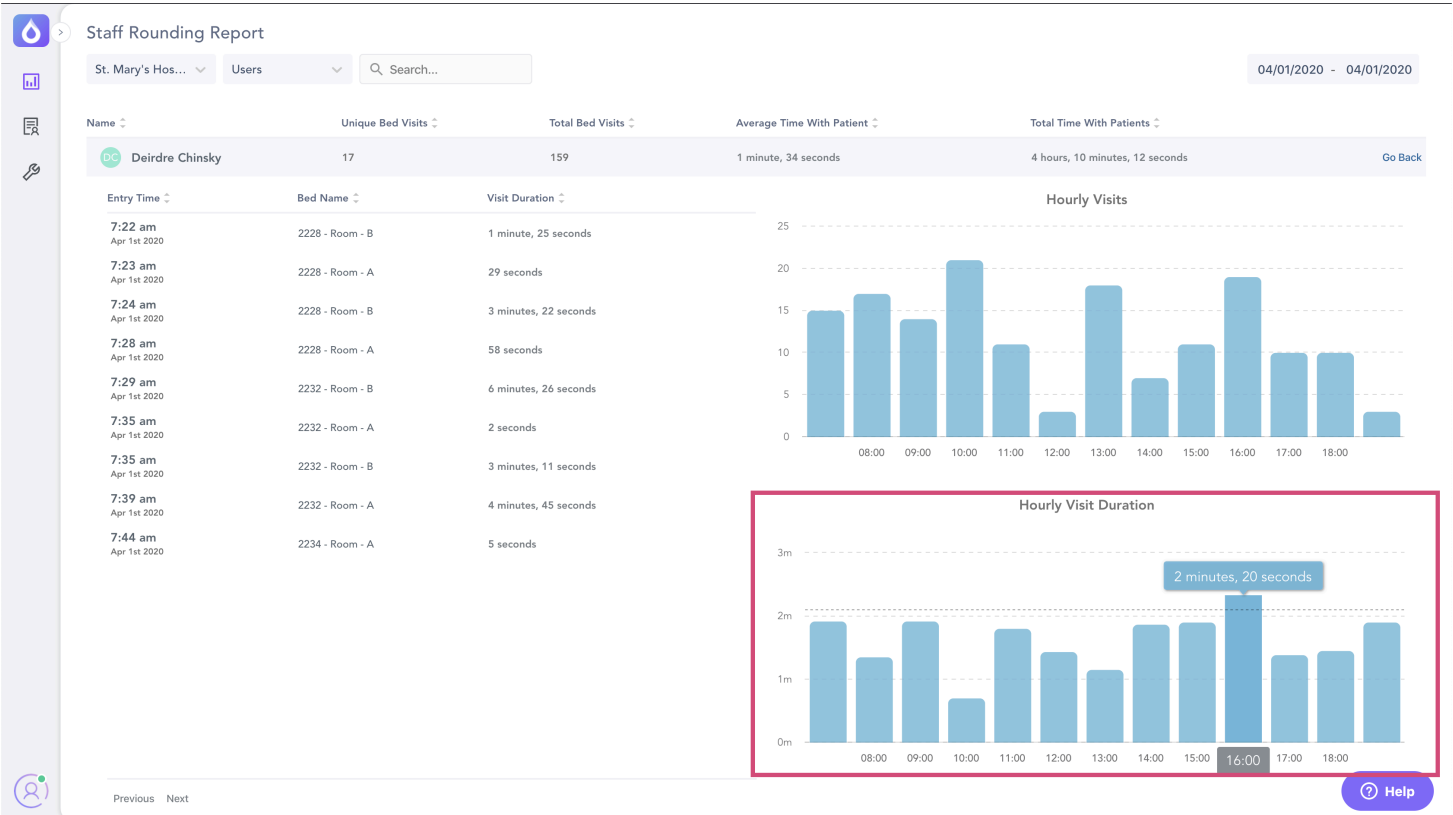
- At the bottom left of the “Details” you can go through the multiple pages of events by clicking “Previous” or “Next”.



- The Hourly Visits graph displays the distribution of activity throughout the day indicating which beds/users have the highest activity at certain times of the day. When you hover over the column in the graph it will display the average number of visits for that hour.



(By Hourly Visits)



(By Hourly Visit Duration)

- After you have viewed the desired data for a specific bed or user, you can go back by simply clicking the “Go Back” button at the left of the line item.

Staff Rounding Report

Grey Sloan Memorial H... Users Search...

10/11/2021 - 10/14/2021

Name	Profession	Unique Bed Visits	Total Bed Visits	Average Time With Patient	Total Time With Patients
User 1	Cardiopulmonary Supervisor	8	12	8 minutes, 20 seconds	1 hour, 48 minutes

Go Back

Hour	Visits
10:00	1
11:00	2
12:00	2
13:00	3
14:00	1
15:00	3
16:00	0
17:00	1
18:00	1

Hour	Duration
10:00	18m
11:00	8m
12:00	2m
13:00	3m
14:00	27m
15:00	10m
16:00	0m
17:00	4m
18:00	0m

Previous Next showing 1 to 9 of 99 entries

Contact Support

For continued help and support, please contact us at help@vitalacy.com 😊