

# How Hand Hygiene Compliance is Calculated



Desiree Garcia  
12 days ago Updated

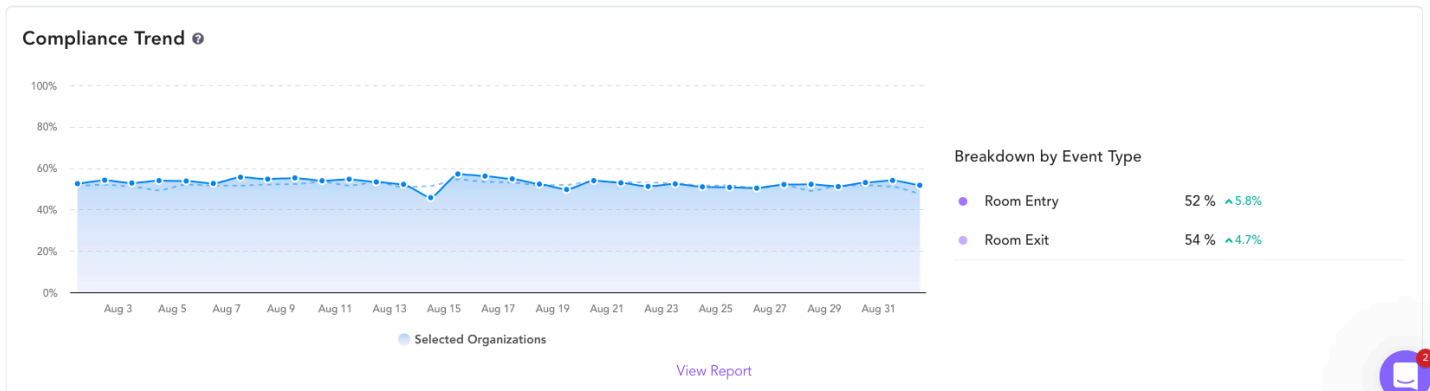
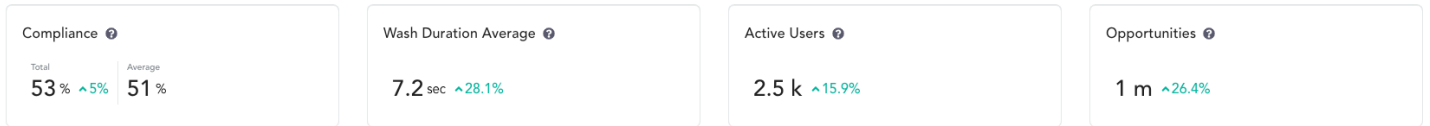
Unfollow

## Hand Hygiene Compliance Structure

### Performance Overview

Vitality +356 Profession Location

08/01/2022 - 08/31/2022



## Compliance Score:

A Hand Hygiene Compliance Score is Total Compliant Events divided by Total Compliant Opportunities.

## Compliance Average:



Location/Organization

Compliance Average is calculated as the average of all user compliance scores selected within a location or organization.

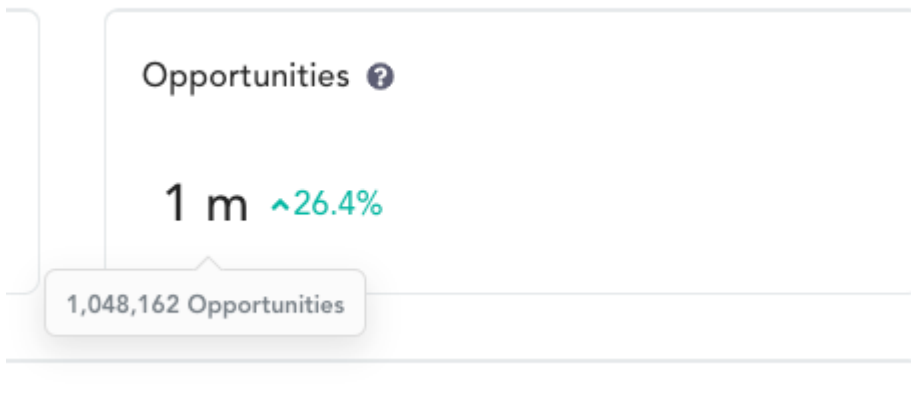
### ***Individual Users***

For each user's Average Compliance, it is calculated as Average Hourly Washes divided by Opportunities.

## **Opportunities:**

Users can hover over the number of opportunities to see the exact number.

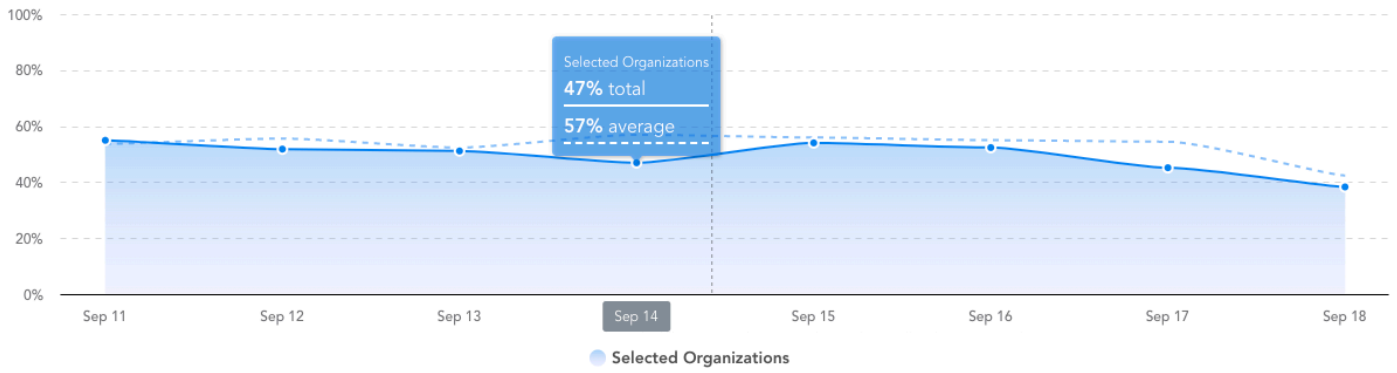
See image below to view compliance and opportunities on the Performance Overview Report:



## **Compliance Trend Chart:**

Compliance Total and Average scores over time during the selected date range

## Compliance Trend ?



[View Report](#)

# Compliance Report Update:

## Median View:

### Compliance Report

Vitality +356 | Profession | Location | Users

#### Compliance Trend

Selected Organizations

#### Breakdown

Name	Date	Washes	Op	Metric 1	Metric 2
Selected Orga...	Aug 1	10,493	19,...		
Selected Orga...	Aug 2	14,567	26,...		
Selected Orga...	Aug 3	13,587	25,533	53%	53%
Selected Orga...	Aug 4	12,180	22,387	54%	50%
Selected Orga...	Aug 5	11,350	20,944	54%	54%
Selected Orga...	Aug 6	8,688	16,391	53%	53%
Selected Orga...	Aug 7	7,841	13,999	56%	54%
Selected Orga...	Aug 8	12,266	22,255	55%	55%
Selected Orga...	Aug 9	12,283	22,052	56%	53%
Selected Orga...	Aug 10	12,182	22,427	54%	55%

08/01/2022 - 08/31/2022

VIEW BY  
 Organization  Location

DATA  
 Grouped  Split

SECONDARY METRIC  
 Average  Median

Previous Next showing 1 to 10 of 32 entries Export

**Location/Organization**

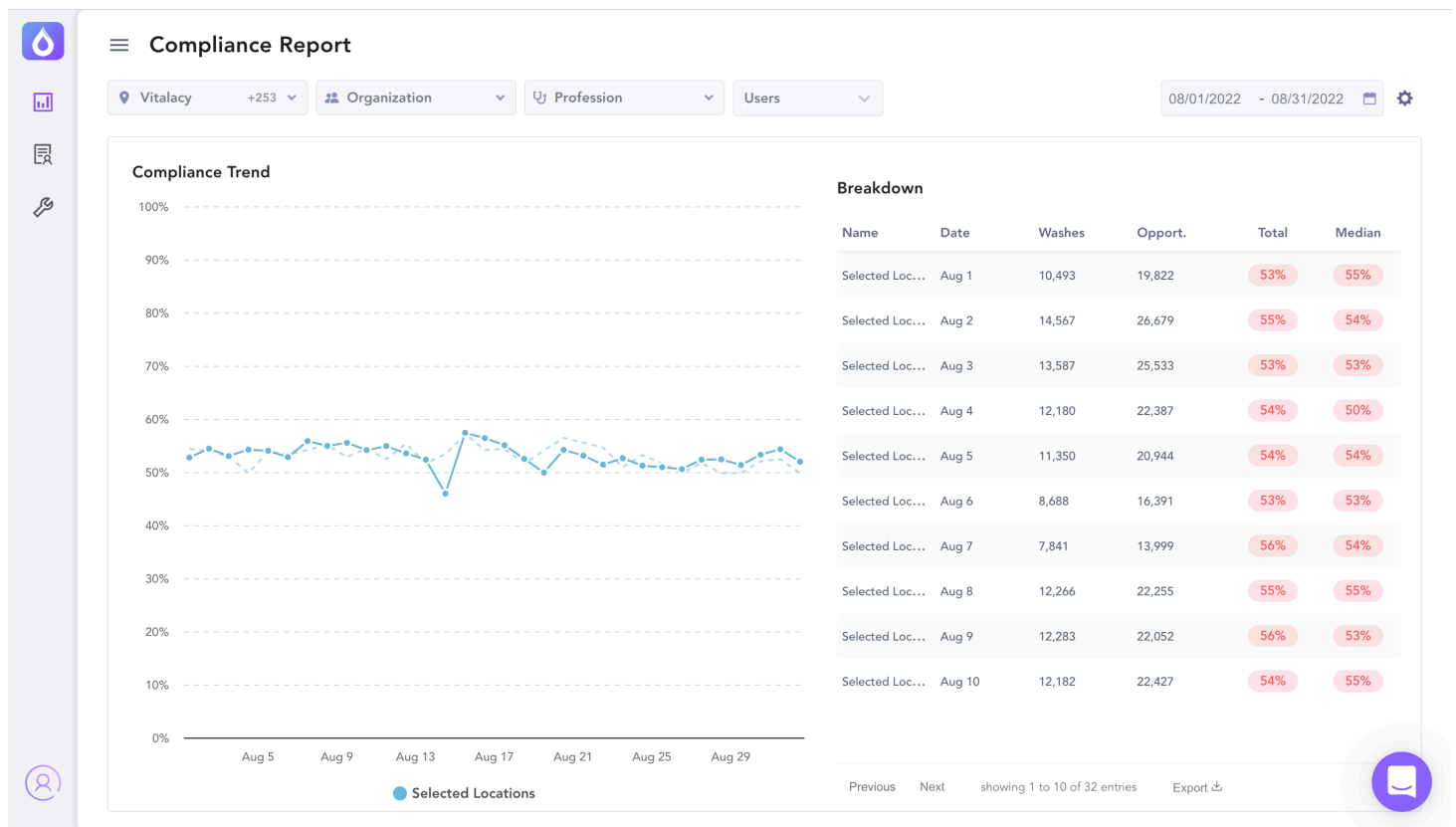
The median view of compliance can be seen when selecting organizations or locations. Median Compliance is determined by the middle user's compliance from the selected organization/location within the chosen date range.

## Individual Users

For each user's Median Compliance, it is calculated as Median Hourly Washes divided by Opportunities.

To view the Median Compliance, select the Compliance Report located within the left hand menu icon (icon with 3 horizontal lines). Once there, select the cogwheel on the right hand side and select the Median metric.

See Compliance Report screenshot below to view Median Compliance:



## Contact Support

For continued help and support, please contact us at [help@vitalacy.com](mailto:help@vitalacy.com) 😊