


# Navigating the Web App and Reports

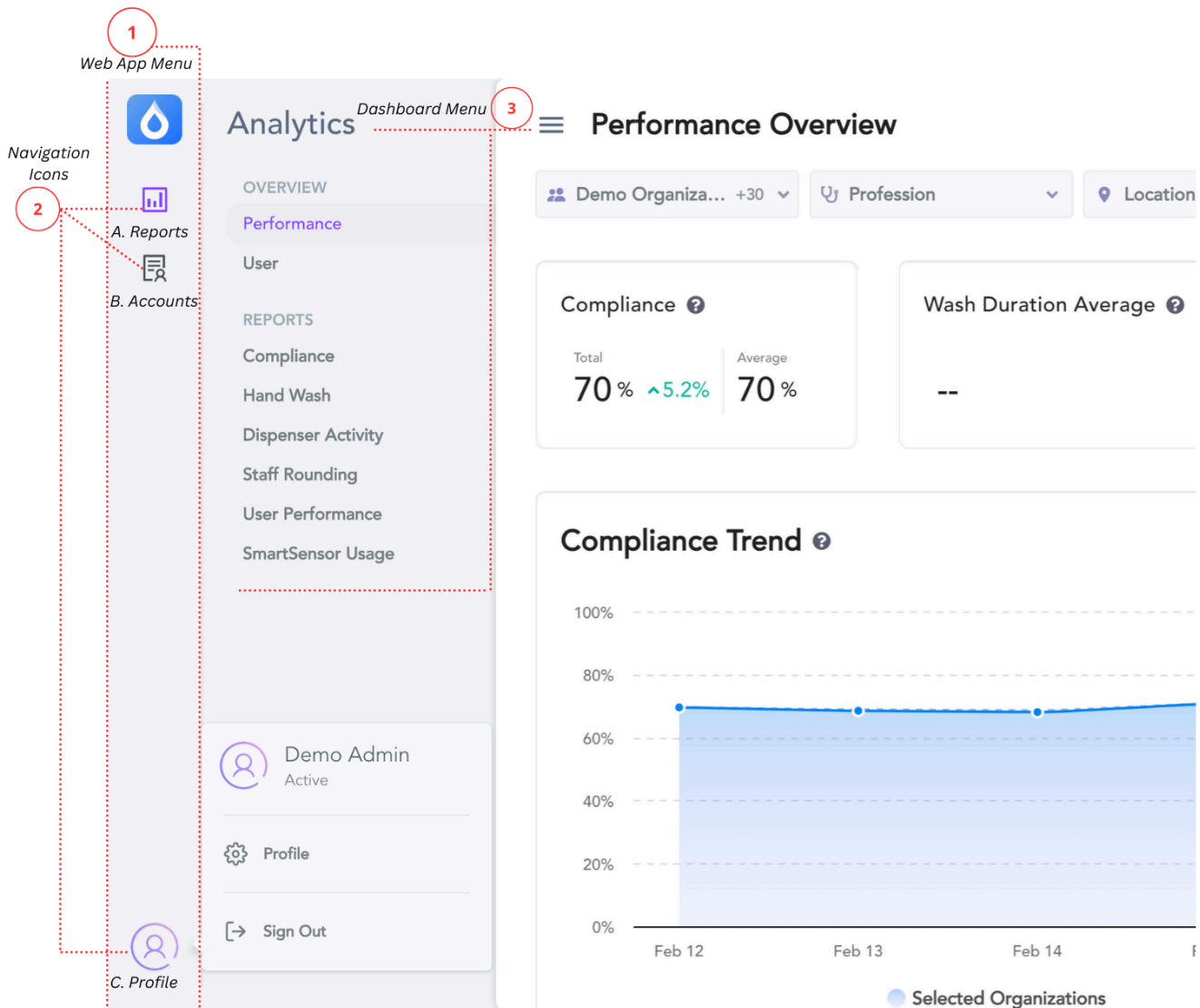
 Desiree Garcia  
21 days ago Updated

Follow

## Exploring the Vitalacy Web App

You can start by familiarizing yourself with the different sections and menus in the web app. This will help you understand what each menu item does and how to navigate to the different sections of the app.

**Please Note:** there may be some features and reports not available to you due to your facilities system settings.



The screenshot displays the Vitalacy web app interface. On the left, a sidebar menu is visible, annotated with red circles and labels: '1' points to the 'Web App Menu' (water drop icon), '2' points to 'Navigation Icons' (reports and accounts icons), and '3' points to the 'Dashboard Menu' (hamburger icon). The main content area shows the 'Performance Overview' dashboard for 'Demo Organiza... +30' in the 'Profession' category. It features two summary cards: 'Compliance' (70% total, up 5.2% average) and 'Wash Duration Average' (70%). Below these is a 'Compliance Trend' line chart showing a steady increase from approximately 70% in Feb 12 to 75% in Feb 14. The user profile 'Demo Admin Active' is visible at the bottom left of the sidebar.

(Please reference below)

## 1. **Web App Menu:**

Consists of your Navigation Icons. When selected, each icon has a default landing page (ex. Performance Overview, Users, etc.)

Additionally each navigation icon has its own 'dashboard menu'. Think of this as a sub-menu with different pages or reports pertaining to each icon.

## 2. **Navigation Icons:**

### A. **Reports Icon:**




Explore 'Reports' and access various Vitalacy reports to help you monitor trends and analyze data.

### B. **Accounts Icon:**



Use the Accounts section to access and manage 'Users' and other related information.

### C. **Profile Icon:**



Select the profile icon to sign out of your Vitalacy account or to update your profile settings.

## 3. **Dashboard Menu:**

Open the Dashboard Menu for the selected navigation icon to access their reports and pages. You can open the dashboard menu by selecting the 3-horizontal lines next to the page title.

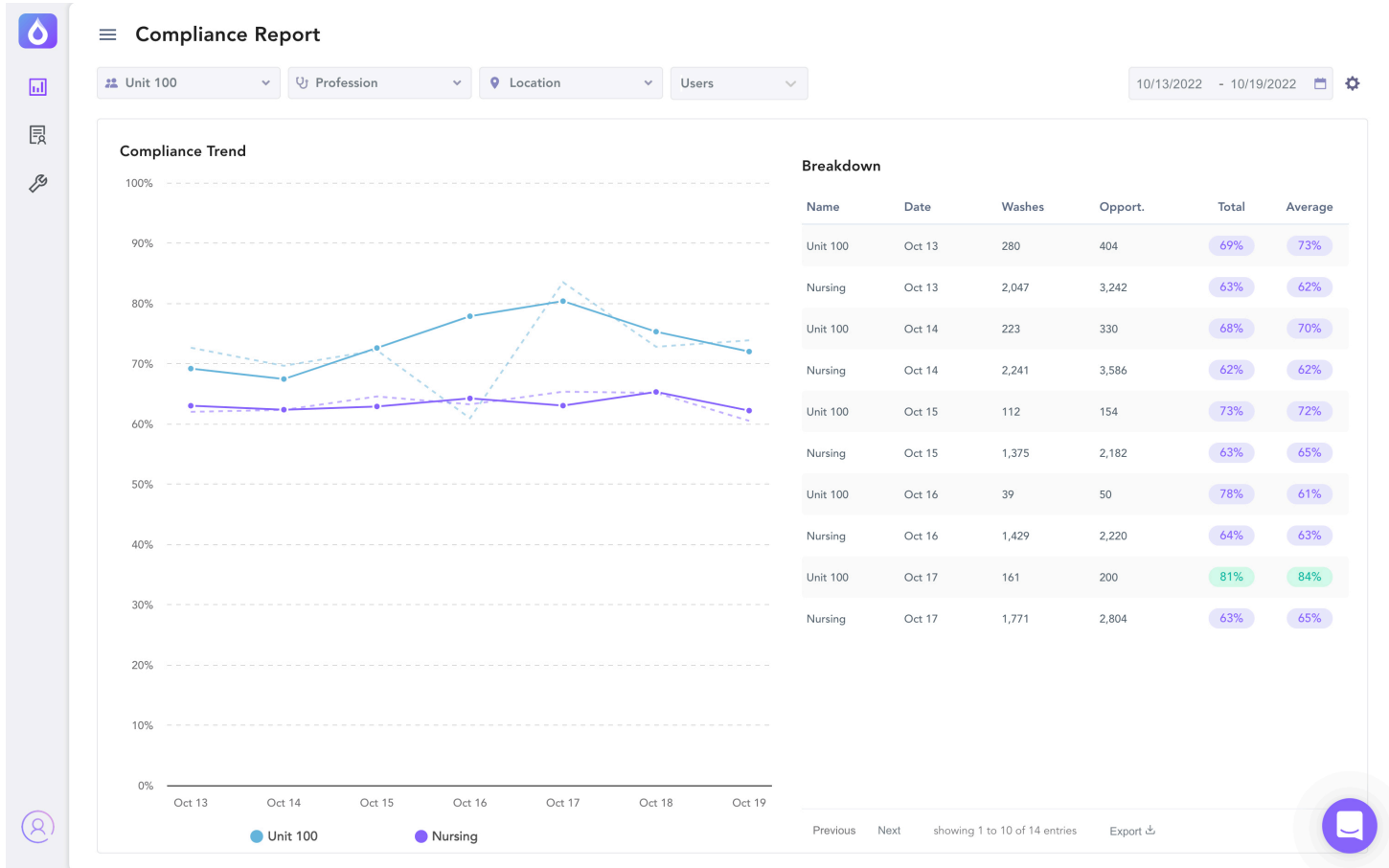


Below is a list of common Reports and Pages:

# Reports

## Reports > Compliance Report

This page is where you can see the compliance trend percentage over a set date range. You are also able to sort the data based on profession and see individual data for each day for the selected date range.



## Reports > Staff Rounding Report

This page will allow you to view rounding information such average time with patient, total time with patient, total bed visits, and what rooms were entered by the individual wearing a Vitalacy badge.

**NOTE: Not applicable to all users**

## Staff Rounding Report

Users ▼ Unit 100 ▼ Search 🔍 03/11/2022 - 06/10/2022

Name	Profession	Average Time With Patient	Total Time With Patients	Unique Bed Visits	Total Bed Visits
<b>NH</b> Nicole Holmes	Registered Nurse	3 minutes, 48 seconds	3 days, 20 hours	29	1446

[Back](#)

Entry Time	Bed Name	Visit Duration
8:02 am Mar 21st 2022	Room 4836	11 minutes, 45 seconds
8:17 am Mar 21st 2022	Room 4838	9 minutes, 48 seconds
8:31 am Mar 21st 2022	Room 4842	7 minutes, 31 seconds
8:38 am Mar 21st 2022	Room 4842	18 minutes, 31 seconds
8:58 am Mar 21st 2022	Room 4842	8 minutes, 55 seconds
9:07 am Mar 21st 2022	Room 4842	1 minute, 28 seconds
9:19 am Mar 21st 2022	Room 4846	20 minutes, 14 seconds
9:42 am Mar 21st 2022	Room 4842	6 seconds
9:59 am Mar 21st 2022	Room 4836	1 minute, 54 seconds
10:04 am Mar 21st 2022	Room 4846	6 minutes, 20 seconds
10:13 am Mar 21st 2022	Room 4846	19 minutes
10:32 am Mar 21st 2022	Room 4836	6 minutes, 35 seconds

Previous Next showing 1 to 12 of 1446 entries [Export](#)

### Hourly Visits

Hour	Visits
09:00	50
10:00	145
11:00	125
12:00	125
13:00	110
14:00	140
15:00	115
16:00	95
17:00	85
18:00	120
19:00	125
20:00	160
21:00	10
22:00	10

### Hourly Visit Duration

Hour	Duration (m)
09:00	3.8
10:00	5.2
11:00	4.2
12:00	3.8
13:00	3.8
14:00	3.2
15:00	3.2
16:00	2.8
17:00	4.5
18:00	3.5
19:00	3.8
20:00	3.2
21:00	3.2
22:00	1.8

## Reports > User Performance

This page will allow you to access each user’s compliance performance such as, compliant events, opportunities, and compliance percentages. You will be able to select date ranges, departments, and professions when sorting the user performance data.



## User Performance



Unit 100 Profession Location Search

06/03/2022 - 06/10/2022

Rank	Name	Organization	Profession	Total Usage	Opportunities	Compliant Events	Average Soap Duration	Average Sanitizer Duration	Compliance
1	NH Nancy Hilas	Hospital Unit 100	Registered Nurse	N/A	54	43	N/A	7 sec	80%
2	VH Victoria Holmes	Hospital Unit 100	Registered Nurse	N/A	62	48	7 sec	7 sec	77%
3	KD Krystle Dennings	Hospital Unit 100	Registered Nurse	N/A	176	135	7 sec	6 sec	77%
4	DS Dima Samuels	Hospital Unit 100	Student RN	N/A	98	75	7 sec	7 sec	77%
5	RP Ryan Paul	Hospital Unit 100	Technician	N/A	234	168	7 sec	6 sec	72%
6	EJ Emily Jones	Hospital Unit 100	Registered Nurse	N/A	36	25	7 sec	7 sec	69%
7	MT Mike Teller	Hospital Unit 100	Registered Nurse	N/A	222	154	7 sec	7 sec	69%
8	CC Chrissy Conley	Hospital Unit 100	Registered Nurse	N/A	198	134	7 sec	7 sec	68%
9	TL Tiana Lesat	Hospital Unit 100	Technician	N/A	148	100	7 sec	6 sec	68%
10	KH Kiana Hough	Hospital Unit 100	Registered Nurse	N/A	108	71	2 sec	3 sec	66%
11	DT Dan Thomas	Hospital Unit 100	Registered Nurse	N/A	140	92	7 sec	7 sec	66%
12	JK John Kyle	Hospital Unit 100	Registered Nurse	N/A	488	320	6 sec	5 sec	66%
13	AA Adam Adams	Hospital Unit 100	Licensed Practical Nurse	N/A	352	228	5 sec	5 sec	65%
14	AJ Alexia Jantsen	Hospital Unit 100	Registered Nurse	N/A	302	190	7 sec	6 sec	63%
15	RG Rina George	Hospital Unit 100	Registered Nurse	N/A	72	44	7 sec	7 sec	61%

Previous Next showing 1 to 15 of 30 entries Export



## Accounts

### Accounts > Users

# This is where you see and manage your users


**Users**

Organization Profession Search Status + Add + Import

Name	Username	Employee ID	Organization	Profession	Role	Status	Email	Device	Created	Actions
CH Christy Helen	0000	0000	Organization 2nd Floor Med/Surg Wound	CNA	End User	Activated	user@organization.com	3589	08/23/23	...
AB Aaron Borne	0000	0000	Organization 2nd Floor Med/Surg Wound	CNA	End User	Activated	user@organization.com	N/A	08/10/23	...
HM Holden Meyer	0000	0000	Organization 2nd Floor Med/Surg Wound	Registered N...	End User	Activated	user@organization.com	N/A	07/20/23	...
CL Carmen Levy	0000	0000	Organization 2nd Floor Med/Surg Wound	CNA	End User	Activated	user@organization.com	N/A	07/06/23	...
LW Lucian Welch	0000	0000	Organization 2nd Floor Med/Surg Wound	Registered N...	End User	Activated	user@organization.com	N/A	05/11/23	...
EL Elle Liu	0000	0000	Organization 2nd Floor Med/Surg Wound	CNA	End User	Activated	user@organization.com	5201	02/02/23	...
TT Tristan Thompson	00000	0000	Organization 2nd Floor Med/Surg Wound	CNA	End User	Activated	user@organization.com	N/A	12/29/22	...
LL Lennox Love	0000	0000	Organization 2nd Floor Med/Surg Wound	Registered N...	End User	Activated	user@organization.com	N/A	12/29/22	...
KR Kyra Roberts	0000	0000	Organization 2nd Floor Med/Surg Wound	Nurse Extern	End User	Activated	user@organization.com	N/A	12/19/22	...
AG Andi Goodwin	0000	0000	Organization 2nd Floor Med/Surg Wound	Graduate Nurse	End User	Activated	user@organization.com	N/A	12/15/22	...
RB Remy Ballard	0000	0000	Organization 2nd Floor Med/Surg Wound	Nurse Assistant	End User	Deactivated	user@organization.com	N/A	11/04/22	...
EC Edward Cameron	0000	0000	Organization 2nd Floor Med/Surg Wound	Nurse Assistant	End User	Deactivated	user@organization.com	N/A	11/04/22	...
EC Emmett Correa	0000	0000	Organization 2nd Floor Med/Surg Wound	Registered N...	End User	Activated	user@organization.com	3511	11/03/22	...
RB Rocco Bell	0000	0000	Organization 2nd Floor Med/Surg Wound	Graduate Nurse	End User	Activated	user@organization.com	3837	08/26/22	...
HS Hallie Skinner	0000	0000	Organization 2nd Floor Med/Surg Wound	Registered N...	End User	Deactivated	user@organization.com	N/A	08/26/22	...
DF Dorian Franklin	0000	0000	Organization 2nd Floor Med/Surg Wound	CNA	End User	Activated	user@organization.com	N/A	08/26/22	...
CR Charlotte Rocha	0000	0000	Organization 2nd Floor Med/Surg Wound	Registered N...	End User	Deactivated	user@organization.com	N/A	08/25/22	...


## Accounts > SmartBadge Management


# Assign, Unassign and manage your SmartBadges




## SmartBadge Management Beta

Vitalacy Wilshire Off...

Device	Organization	Assigned User
E5:03:84 71:63:30	Vitalacy Wilshire Office	...
FC:24:40 92:9F:EF	Vitalacy Wilshire Office	...
EE:8D:56 1F:88:6C	Vitalacy Wilshire Office	...
EF:84:65 F0:ES:40	Vitalacy Wilshire Office	 Dylan Tester Other
C7:28:D9 DB:48:90	Vitalacy Wilshire Office	...
DF:38:7F E6:20:E0	Vitalacy Wilshire Office	...
C0:BE:A1 3E:80:BB	Vitalacy Wilshire Office	...
EA:24:47 1B:FS:01	Vitalacy Wilshire Office	...
C4:05:A2 52:CA:3B	Vitalacy Wilshire Office	...
D1:E8:54 DA:83:AE	Vitalacy Wilshire Office	...
CE:97:7D E8:FB:5E	Vitalacy Wilshire Office	...
E2:63:EB D0:6F:A4	Vitalacy Wilshire Office	...
CC:17:29 F1:D6:46	Vitalacy Wilshire Office	...
C5:A6:EA 8A:11:7D	Vitalacy Wilshire Office	...
EG:04:ED BE:05:D9	Vitalacy Wilshire Office	...

Previous Next showing 1 to 15 of 1066 entries Export 



## Contact Support

For continued help and support, please contact us at [help@vitalacy.com](mailto:help@vitalacy.com) 😊